

DATE: _____ PROJECT: _____ TYPE: _____

CATALOG NUMBER LOGIC:



*Stainless rings are provided in Natural (NAT) finish regardless of finish choice.

**Material and finish to match fixture.

***For use with 0-10 dimmer. Standard dimming 1-100%. Driver wattage must match fixture wattage.

****For use with 36" Base Height.

CATALOG NUMBER LOGIC

Example: TWB - 36 - LED - x83 - BZW - A - MSH - D23 - MT - HLS

MATERIAL

(Blank) - Aluminum C - Copper

SERIES

TWB - Tower Bollard

BASE HEIGHT (specify inches)

24" (Standard), 28", 32", or 36"

SOURCE

LED - Chip on Board Technology

LED TYPE

x80 - 12W LED/2700K	x83 - 23W LED/2700K
x81 - 12W LED/3000K	x84 - 23W LED/3000K
x82 - 12W LED/4000K	x85 - 23W LED/4000K

FINISH (See page 2 for full-color swatches)

Standard Finishes (BZP, BZW, BLP, BLW, WHP, WHW, SAP, VER)

Premium Finish (ABP, AMG, AQW, BCM, BGE, BPP, CAP, CMG, CRM, HUG, NBP, OCP, RMG, SDS, SMG, TXF, WCP, WIR)

Also available in RAL Finishes

Copper Finishes (NAT, BP, GP)

RINGS

A - Aluminum

B- Brass

S - Stainless Steel*

ACCESSORIES (select one)

HS - House Side Shield**

MSH - Mesh Screen**

DRIVER TYPE***

D12 - 12W Dimming Driver

D23 - 23W Dimming Driver

INPUT VOLTAGE

MT - 120-277 Multi Tap

OPTIONS

CLR - Clear Coat Protection (Available on NAT finish only)

EMB - Emergency Backup

HLS - Hi/Low Switching-motion Sensor

RE1 - Receptacle 20A****

RE2 - Receptacle with USB****

RE3 - Receptacle with CAT 5e****

SGP-120 - 120V Surge Protection

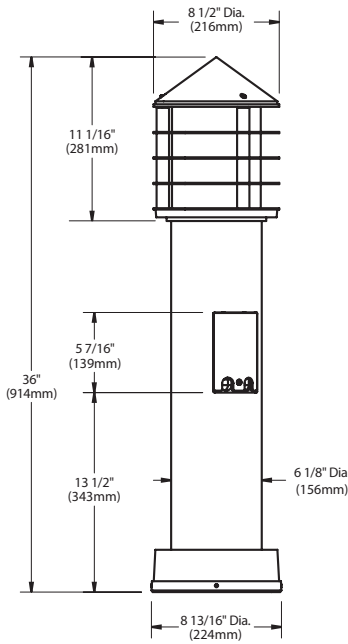
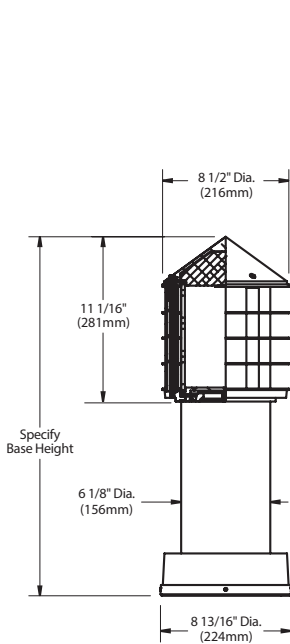
SGP-277 - 277V Surge Protection

DATE:

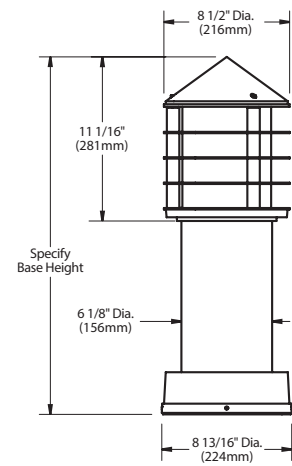
PROJECT:

TYPE:

(Shown with **Receptacle option RE1, RE2 or RE3**)




(Shown with **Hi/Low Switching Motion Sensor option HLS**)



STANDARD FINISHES



PREMIUM FINISHES



[Click Here](#) to view larger, full-color swatches of all available finishes on our website.

DATE:	PROJECT:	TYPE:
-------	----------	-------

ACCESSORIES (Configure separately)

SPECIFICATIONS

ELECTRICAL	WATTAGE	12W or 23W LED
	RE1 - RECEPTACLE 20A	20 Amp, 125 Volt, NEMA 5-15R, 2P, 3W Duplex Receptacle.
	RE2 - RECEPTACLE w/ USB	Two vertical high powered USB Ports. 3.6A total charging capacity. Smart chip-powered USB ports recognize the requirements of attached device and optimize charge accordingly.
	RE3 - RECEPTACLE w/ RJ45 JACK	Receptacle with RJ45 Jack.
	BATTERY BACKUP	Provides emergency lighting for up to 90 minutes with a 24 hour recharge time. (Operation Ambient Temperature 50° to 122° F / 10° to 50° C). Uses Lithium Ion battery. Ground freight shipping required.
	HI-LOW-OFF SWITCHING	Three function switch. Includes Hi-Low-Off function. Insulated connectors. Variable programmable range from 10-100% output. Default settings for detection range, hold time, daylight sensor, stand by time and stand by dimming can be adjusted with remote.
	LED	Integrated LED system with 'X' technology is scalable for field upgrade. Modular design with electrical quick disconnects permit field maintenance. Minimum 50,000 hour rated life at 70% of initial lumens (L70). LED technology provides long life, significant energy reduction and exceptional thermal management.
	COLOR MANAGEMENT	Chip on board technology delivers natural white light. Exact color point conformity exceeds ANSI C78.377 standard. Module exceeds 80 CRI (RA>80, R9.16). Color point uniformity 2 SDCM color control for 2700K-4000K CCT.
WIING	Tefzel coated stranded wire, 18GA, 600V, 150°C rated UL 1569.	
DRIVER	Integral 350mA or 700mA, Class A, constant current driver. 120-277VAC (nominal) primary input voltage. 50/60Hz. >0.90 Power Factor, <30mA in-rush current, 0.20A input current, ≤20%THD (nominal at 120VAC full load). Output over-voltage, over-current, and short circuit protection with auto recovery. EMC: FCC Title 47 Part 15 Class A compliant. Driver wattage must match Fixture wattage.	
PHYSICAL	MATERIALS	Copper: Constructed from copper and brass. These enduring metals are inherently corrosion resistant. Aluminum: Constructed from copper-free aluminum (Type 6061-T6).
	BASE	Cast base, Aluminum-360 or C836 Red Brass. High temperature silicone gasket provides water tight seal.
	INSTALLATION	8" diameter aluminum base with 304 stainless steel plate. Mounts to #36 anchor kit.
	RING STACK	Solid aluminum with aluminum spacers; brass or stainless steel accent rings with solid brass spacers.
	CAP	Top Cast Cap. 360 Aluminum or C836 Red Brass.
	HOUSE SIDE SHIELD	House Side Shield Eliminates light from half of the fixture. Available in Hand Spun Aluminum- 3003 or Copper- C101. Not available with Mesh Screen.
	MESH SCREEN	Diffuses light in window. Not available with House Side Shield.
	LENS	6" dia. frosted acrylic lens with high temperature silicone gasket that provides water tight seal.
	SURGE PROTECTOR	Thermal protected Surge Protective Device. Prevents failure from sustaining over voltage conditions. Specify 120V or 277V.
	HARDWARE	Tamper-resistant stainless steel hardware w/ black oxide finish.
FINISH	Copper and Brass: Natural (NAT): Copper and Brass components are sand blasted to expose the porous metal surface. Over time, and with exposure to the elements, the metals will naturally 'weather' resulting in a unique patina.	



RoHS



TEKA ILLUMINATION

MADE IN THE USA

559.438.5800 | INFO@TEKAILLUMINATION.COM | TEKAILLUMINATION.COM

DATE:	PROJECT:	TYPE:
-------	----------	-------

SPECIFICATIONS

PHYSICAL	FINISH	<p>Also available with hand-crafted metal finishes including brown patina (BP), green patina (GP), and polish (POL).</p>
		<p>Copper and Brass components are also available in powder coat finishes.</p>
		<p>Optional ceramic clear coat protection (Copper and Brass components only) seals and protects underlying metals and protects against discoloration, fading, and wear. Highly impervious to chemicals, solvents, and graffiti. For use with natural (NAT) finish.</p>
	WARRANTY	<p>Aluminum: StarGuard®, our exclusive RoHs compliant, 15 stage chromate-free process cleans and conversion coats Aluminum components prior to application of Class 'A' TGIC polyester powder coating.</p>
	LISTINGS	<p>5 year limited warranty.</p> <p>UL tested to IESNA LM-79. UL Listed. Certified to CAN/ CSA/ANSI Standards. RoHS compliant. NEC compliant. ADA compliant. Suitable for indoor or outdoor use. Suitable for use in wet locations. Additionally suitable for installation within 4' of the ground. IP66 Rated. Made in USA.</p>



LAMP & DRIVER DATA

DATE: _____ PROJECT: _____ TYPE: _____

DRIVER DATA

Type	AC Input Range	Frequency Hz	Power Factor at Full Load (Efficiency)	THD	InRush Current	Operating Current	Operation Ambient Temperature	Dimmer Type	Dimmer Range
D12	120-277V	50/60 Hz	>.90	≤20%	30mA ² s@277v/60Hz	350mA	-4°F to 122°F (-20°C to 50°C)	0-10V	1-100%
D23	120-277V	50/60 Hz	>.90	≤20%	30mA ² s@277v/60Hz	700mA	-4°F to 122°F (-20°C to 50°C)	0-10V	1-100%
D12 (with HLS)	120-277V	50/60 Hz	>.90	≤20%		350mA	-4°F to 122°F (-20°C to 50°C)		
D23 (with HLS)	120-277V	50/60 Hz	>.90	≤20%		700mA	-4°F to 122°F (-20°C to 50°C)		

LM79 DATA

LM70 DATA

TEKA LED #	LUMENS (Delivered)	CCT	INPUT WATTS (Typ.)	CRI (Typ.)	Minimum Rated Life (hrs.) - 70% of initial lumens (L70)
x80	789	2700	12	80	50,000
x81	823	3000	12	80	50,000
x82	870	4000	12	80	50,000
x83	1568	2700	23	80	50,000
x84	1634	3000	23	80	50,000
x85	1728	4000	23	80	50,000

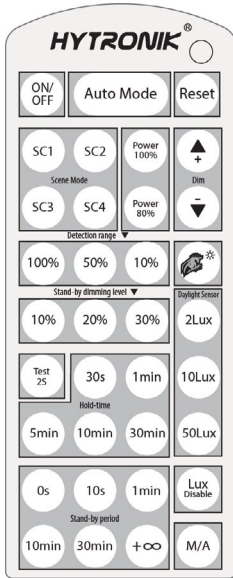
HLR

DATE:

PROJECT:

TYPE:

CATALOG NUMBER LOGIC:



CATALOG NUMBER LOGIC

Example: HLR

REMOTE

HLR - Remote Control HLR*

**For use with hi/low switching-motion sensor.*

HLR

DATE:

PROJECT:

TYPE:

ACCESSORIES (Configure separately)

SPECIFICATIONS

ELECTRICAL	HLR FOR HI-LOW-OFF SWITCHING	Three function switch. Includes Hi-Low-Off function. Variable programmable range from 10-100% output. Default settings for detection range, hold time, daylight sensor, stand by time and stand by dimming can be adjusted with remote.

TOWER BOLLARD (TWB) - HORIZONTAL FOOTCANDLES

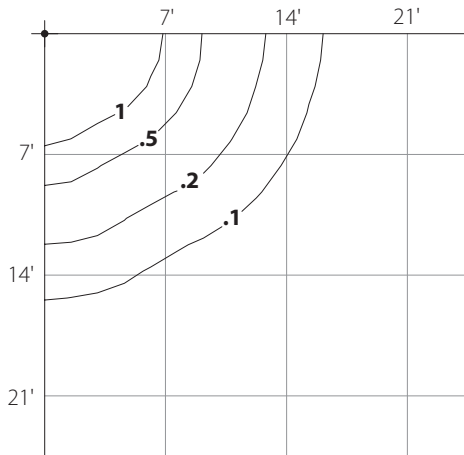
DATE:

PROJECT:

TYPE:

TWB - LED - x82 (12W) - 4000K

Mounting Height = 3 Ft



HORIZONTAL FOOTCANDLES

Light Loss Factor = 1.00

Luminaire Lumens = 870

Maximum Calculated Value = 2.67 Fc

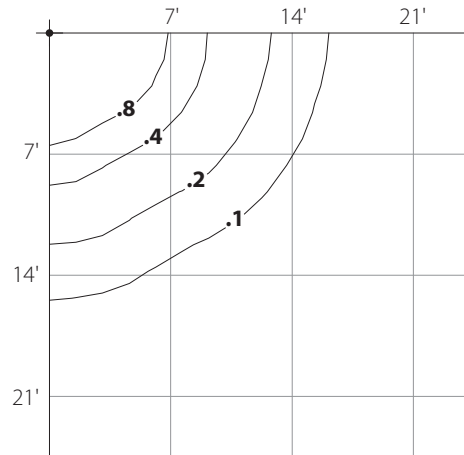
2.7K Multiplier = .91

3K Multiplier = .94

BUG Rating = B1 U3 G1

TWB - LED - x85 (23W) - 4000K

Mounting Height = 3 Ft



HORIZONTAL FOOTCANDLES

Light Loss Factor = 1.00

Luminaire Lumens = 1728

Maximum Calculated Value = 6.01 Fc

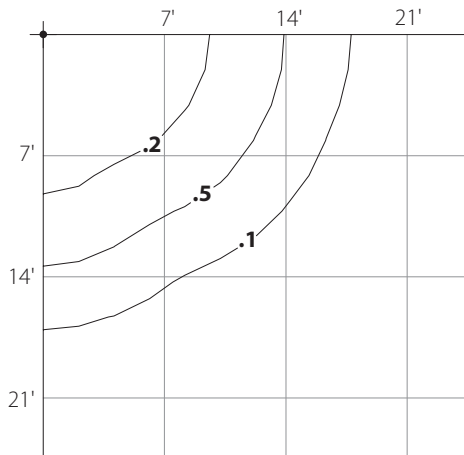
2.7K Multiplier = .91

3K Multiplier = .94

BUG Rating = B1 U4 G1

TWB - LED - x82 (12W) - 4000K

Mounting Height = 4 Ft



HORIZONTAL FOOTCANDLES

Light Loss Factor = 1.00

Luminaire Lumens = 870

Maximum Calculated Value = 1.50 Fc

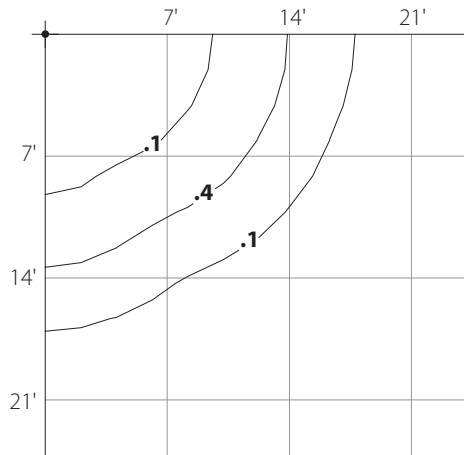
2.7K Multiplier = .91

3K Multiplier = .94

BUG Rating = B1 U3 G1

TWB - LED - x85 (23W) - 4000K

Mounting Height = 4 Ft



HORIZONTAL FOOTCANDLES

Light Loss Factor = 1.00

Luminaire Lumens = 1728

Maximum Calculated Value = 3.38 Fc

2.7K Multiplier = .91

3K Multiplier = .94

BUG Rating = B1 U4 G1