


DATE:	PROJECT:	TYPE:
-------	----------	-------

CATALOG NUMBER LOGIC:



**Driver wattage must match fixture wattage.*

CATALOG NUMBER LOGIC

Example: PM2RM - TS-20 - D12INC - SAP - MT - MB

MATERIAL

Aluminum

SERIES

PM2RM - Universal Power Module 2 Remote

MOUNTING

TS-Length - Tree Strap (Specify adjustable strap length) 18" Standard Min.

DRIVER TYPE*

D34 - 34W Dimming Driver (Standard Dimming 1-100%)

D42 - 42W Dimming Driver (Standard Dimming 1-100%)

D57 - 57W Dimming Driver (Standard Dimming 1-100%)

D34ARC - 34W Dimming Driver (Architectural Dimming 0.1-100%)

D42ARC - 42W Dimming Driver (Architectural Dimming 0.1-100%)

FINISH (See page 2 for full-color swatches)

Standard Finishes (BZP, BZW, BLP, BLW, WHP, WHW, SAP, VER)

Premium Finish (ABP, AMG, AQW, BCM, BGE, BPP, CAP, CMG, CRM, HUG, NBP, OCP, RMG, SDS, SMG, TXF, WCP, WIR)

(Also available in RAL Finishes. See submittal SUB-1439-00)

INPUT VOLTAGE

MT - 120-277 VAC

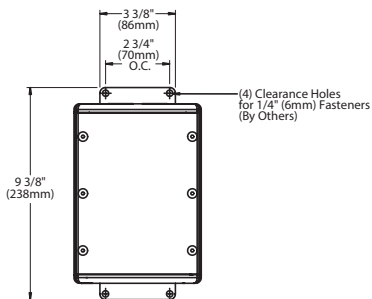
OPTIONS

SC - Safety Cable for use with Tree Strap Mount. Cable length to match strap length. 18" Standard Min.

MB - Mounting Brackets (Standard on Surface Mount)

DATE: _____ PROJECT: _____ TYPE: _____

OPTIONAL MOUNTING BRACKET



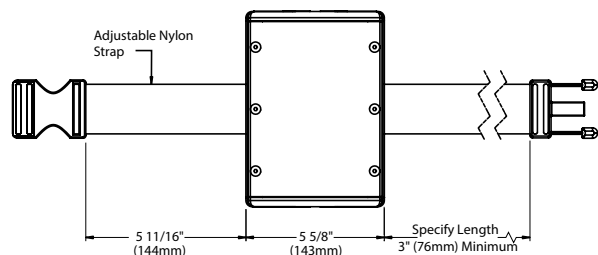
⚠ REMOTE WIRING

LED Driver
 Remote driver installations require inter-connected wiring between the LED and driver (by others). Drivers have specific wiring requirements between these components. Driver manufacturers regularly recommend the following wiring details for such installations:

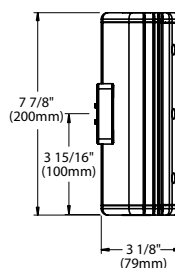
- Do not exceed 50 foot overall wiring distance using 12 gauge copper wire.

Failure to comply with specific wiring requirements will void product warranty.

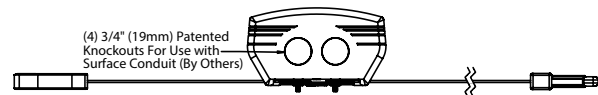
TOP VIEW



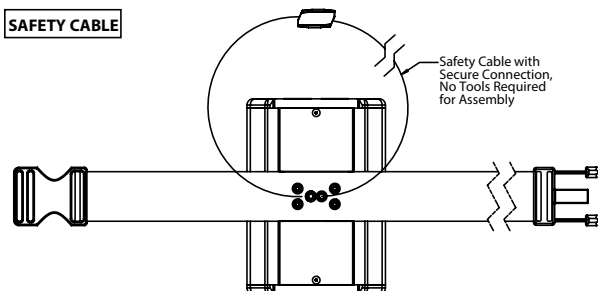
SIDE VIEW



END VIEW



SAFETY CABLE



STANDARD FINISHES



PREMIUM FINISHES



[Click Here](#) to view larger, full-color swatches of all available finishes on our website.

DATE:	PROJECT:	TYPE:
-------	----------	-------

ACCESSORIES (Configure separately)


SPECIFICATIONS

ELECTRICAL	DRIVER (34-57W)	<p>[1] 1.05A (D34, D42) or 1.4A (D57), Class A, constant current driver. 120-277VAC (nominal) primary input voltage. 50/60Hz. >0.90 Power Factor, <15.0A in-rush current, ≤20%THD (nominal at 120VAC full load). Output over-voltage, over-current, and short circuit protection with auto recovery. EMC: FCC47CFR Part 15 Class B compliant.</p> <p>Dimming driver for use with standard 0-10V dimmers and switch controls. Refer to driver electrical data for dimming range.</p>
PHYSICAL	TREE INSTALLATION	Tree Strap mounting system facilitates non-invasive installation. Adjustable nylon strap is mold and mildew resistant and will not hinder tree growth. Optional stainless steel safety cable maintains UPM mounting when nylon strap is disengaged.
	HOUSING	Copper free, aluminum extrusion with die cast end caps. Surface mounted with flow through back channel to prevent water and debris collection. Machined aluminum cover with countersunk holes for flush hardware installation. Tamper-resistant, captive, black oxide stainless steel mounting screws. Front access for ease of installation and inspection. [2] 3/4" NPT female conduit entries per end cap for through wiring.
	INSTALLATION TETHER	Stainless steel cable with integral loop allows cover to temporarily suspend from housing during installation to simplify wire connection and component attachment.
	PATENTED KNOCKOUTS	[4] 3/4" NPT, machined aluminum knockouts. High temperature, silicone 'O' Ring for water-tight seal. Patented design allows knockout to be reinserted without compromising seal integrity.
	FINISH	StarGuard®, our exclusive RoHs compliant, 15 stage chromate-free process cleans and conversion coats aluminum components prior to application of Class 'A' TGIC polyester powder coating.
	WARRANTY	5 year limited warranty.
	LISTINGS	NEMA 4X / IP-66 Rated Enclosure. UL Listed. Certified to CAN/CSA/ANSI Standards. RoHs compliant. Made in USA.



DATE:	PROJECT:	TYPE:
-------	----------	-------

CATALOG NUMBER LOGIC:



CATALOG NUMBER LOGIC

Example: PM2RM - SM - D12INC - SAP - MT

MATERIAL

Aluminum

SERIES

PM2RM - Universal Power Module 2 Remote

MOUNTING

SM - Surface Mount

DRIVER TYPE*

D34 - 34W Dimming Driver (Standard Dimming 1-100%)

D42 - 42W Dimming Driver (Standard Dimming 1-100%)

D57 - 57W Dimming Driver (Standard Dimming 1-100%)

D34ARC - 34W Dimming Driver (Architectural Dimming 0.1-100%)

D42ARC - 42W Dimming Driver (Architectural Dimming 0.1-100%)

FINISH (See page 2 for full-color swatches)

Standard Finishes (BZP, BZW, BLP, BLW, WHP, WHW, SAP, VER)

Premium Finish (ABP, AMG, AQW, BCM, BGE, BPP, CAP, CMG, CRM, HUG, NBP, OCP, RMG, SDS, SMG, TXF, WCP, WIR)

(Also available in RAL Finishes. See submittal SUB-1439-00)

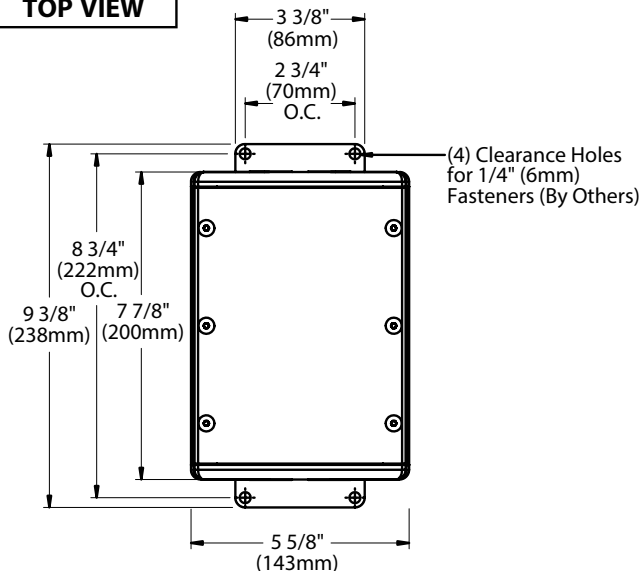
INPUT VOLTAGE

MT - 120-277 VAC

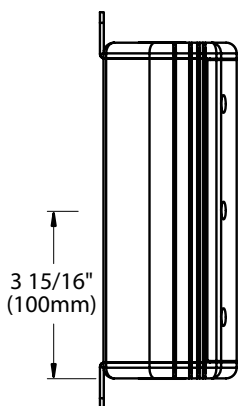
*Driver wattage must match fixture wattage.

DATE: _____ PROJECT: _____ TYPE: _____

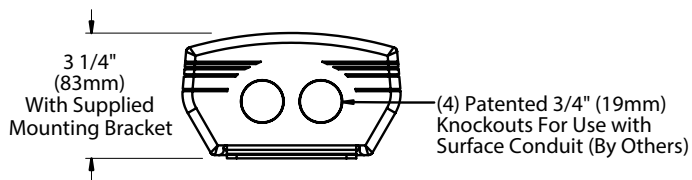
TOP VIEW



SIDE VIEW



END VIEW



⚠ REMOTE WIRING

LED Driver

Remote driver installations require inter-connected wiring between the LED and driver (by others). Drivers have specific wiring requirements between these components. Driver manufacturers regularly recommend the following wiring details for such installations:


- Do not exceed 50 foot overall wiring distance using 12 gauge copper wire.

Failure to comply with specific wiring requirements will void product warranty.

STANDARD FINISHES



PREMIUM FINISHES



[Click Here](#) to view larger, full-color swatches of all available finishes on our website.

DATE:	PROJECT:	TYPE:
-------	----------	-------


ACCESSORIES (Configure separately)

SPECIFICATIONS

ELECTRICAL	DRIVER (34-57W)	<p>[1] 1.05A (D34, D42) or 1.4A (D57), Class A, constant current driver. 120-277VAC (nominal) primary input voltage. 50/60Hz. >0.90 Power Factor, <15.0A in-rush current, ≤20%THD (nominal at 120VAC full load). Output over-voltage, over-current, and short circuit protection with auto recovery. EMC: FCC47CFR Part 15 Class B compliant.</p> <p>Dimming driver for use with standard 0-10V dimmers and switch controls. Refer to driver electrical data for dimming range.</p>
PHYSICAL	<p>SURFACE MOUNT</p> <p>HOUSING</p> <p>INSTALLATION TETHER</p> <p>PATENTED KNOCKOUTS</p> <p>FINISH</p> <p>WARRANTY</p> <p>LISTINGS</p>	<p>For use with side entry, surface conduits. Stainless steel mounting brackets provide for direct anchor to architectural surfaces in any orientation.</p> <p>Copper free, aluminum extrusion with die cast end caps. Surface mounted with flow through back channel to prevent water and debris collection. Machined aluminum cover with countersunk holes for flush hardware installation. Tamper-resistant, captive, black oxide stainless steel mounting screws. Front access for ease of installation and inspection. [2] 3/4" NPT female conduit entries per end cap for through wiring.</p> <p>Stainless steel cable with integral loop allows cover to temporarily suspend from housing during installation to simplify wire connection and component attachment.</p> <p>[4] 3/4" NPT, machined aluminum knockouts. High temperature, silicone 'O' Ring for water-tight seal. Patented design allows knockout to be reinserted without compromising seal integrity.</p> <p>StarGuard®, our exclusive RoHs compliant, 15 stage chromate-free process cleans and conversion coats aluminum components prior to application of Class 'A' TGIC polyester powder coating.</p> <p>5 year limited warranty.</p> <p>NEMA 4X / IP-66 Rated Enclosure. UL Listed. Certified to CAN/CSA/ANSI Standards. RoHs compliant. Made in USA.</p>

DATE:	PROJECT:	TYPE:
-------	----------	-------

CATALOG NUMBER LOGIC:



**Driver wattage must match fixture wattage.*

CATALOG NUMBER LOGIC

Example: PM2RM - CR - D12INC - SAP - MT - MB

MATERIAL

Aluminum

SERIES

PM2RM - Universal Power Module 2 Remote

MOUNTING

CR - Round CamLock Canopy (Recessed Junction Box)

DRIVER TYPE*

D34 - 34W Dimming Driver (Standard Dimming 1-100%)

D42 - 42W Dimming Driver (Standard Dimming 1-100%)

D57 - 57W Dimming Driver (Standard Dimming 1-100%)

D34ARC - 34W Dimming Driver (Architectural Dimming 0.1-100%)

D42ARC - 42W Dimming Driver (Architectural Dimming 0.1-100%)

FINISH (See page 2 for full-color swatches)

Standard Finishes (BZP, BZW, BLP, BLW, WHP, WHW, SAP, VER)

Premium Finish (ABP, AMG, AQW, BCM, BGE, BPP, CAP, CMG, CRM, HUG, NBP, OCP, RMG, SDS, SMG, TXF, WCP, WIR)

(Also available in RAL Finishes. See submittal SUB-1439-00)

INPUT VOLTAGE

MT - 120-277 VAC

OPTIONS

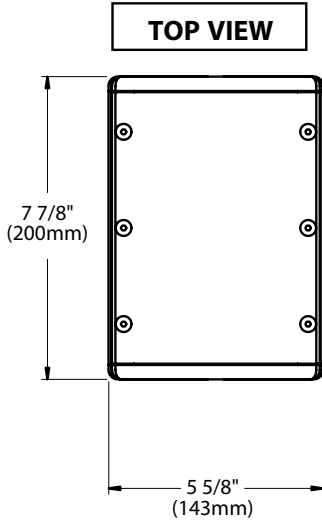
MB - Mounting Brackets (Standard on Surface Mount)

DATE:

PROJECT:

TYPE:

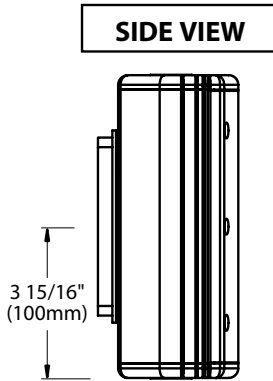
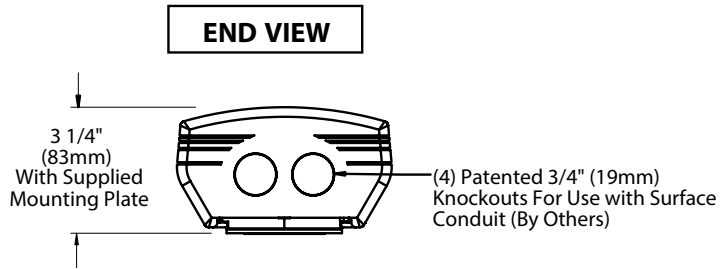
⚠ REMOTE WIRING



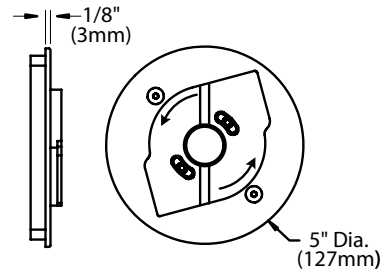
LED Driver
 Remote driver installations require inter-connected wiring between the LED and driver (by others). Drivers have specific wiring requirements between these components. Driver manufacturers regularly recommend the following wiring details for such installations:

- Do not exceed 50 foot overall wiring distance using 12 gauge copper wire.

Failure to comply with specific wiring requirements will void product warranty.




ROUND CAMLOCK™ CANOPY



STANDARD FINISHES



PREMIUM FINISHES



[Click Here](#) to view larger, full-color swatches of all available finishes on our website.

DATE:	PROJECT:	TYPE:
-------	----------	-------

ACCESSORIES (Configure separately)

SPECIFICATIONS

ELECTRICAL	DRIVER (34-57W)	<p>[1] 1.05A (D34, D42) or 1.4A (D57), Class A, constant current driver. 120-277VAC (nominal) primary input voltage. 50/60Hz. >0.90 Power Factor, <15.0A in-rush current, ≤20%THD (nominal at 120VAC full load). Output over-voltage, over-current, and short circuit protection with auto recovery. EMC: FCC47CFR Part 15 Class B compliant.</p> <p>Dimming driver for use with standard 0-10V dimmers and switch controls. Refer to driver electrical data for dimming range.</p>
PHYSICAL	ROUND CAMLOCK CANOPY (RECESSED JUNCTION BOX)	<p>5" diameter, machined aluminum construction. Includes stainless steel universal mounting ring for use with 4" octagonal junction box. [2] tamperresistant, black oxide stainless steel mounting screws. 1/8" thick HT-805A silicone foam gasket for water-tight seal. Integral CamLock™ provides additional 30° adjustment for precision alignment of UPM regardless of junction box orientation. Integral wiper seal maintains water-tight integrity between UPM and junction box. Optional stainless steel mounting brackets may be specified to provide additional anchor to architectural surface</p>
	HOUSING	<p>Copper free, aluminum extrusion with die cast end caps. Surface mounted with flow through back channel to prevent water and debris collection. Machined aluminum cover with countersunk holes for flush hardware installation. Tamper-resistant, captive, black oxide stainless steel mounting screws. Front access for ease of installation and inspection. [2] 3/4" NPT female conduit entries per end cap for through wiring.</p>
	INSTALLATION TETHER	<p>Stainless steel cable with integral loop allows cover to temporarily suspend from housing during installation to simplify wire connection and component attachment.</p>
	PATENTED KNOCKOUTS	<p>[4] 3/4" NPT, machined aluminum knockouts. High temperature, silicone 'O' Ring for water-tight seal. Patented design allows knockout to be reinserted without compromising seal integrity.</p>
	FINISH	<p>StarGuard®, our exclusive RoHs compliant, 15 stage chromate-free process cleans and conversion coats aluminum components prior to application of Class 'A' TGIC polyester powder coating.</p>
	WARRANTY	<p>5 year limited warranty.</p>
	LISTINGS	<p>NEMA 4X / IP-66 Rated Enclosure. UL Listed. Certified to CAN/CSA Standard C22.2 No. 94.1/94.2. RoHs compliant. Made in USA.</p>